

*Private residence, Miami (USA)
Wall Cladding: Alexandra
Image: Ishō Design*





ESTATUARIO E01

	mm	Satin	Silk	Pol.	U.Soft	Riv/Slate
2.600x1.200	6		•	•		
3.600x1.200	3		•			
3.600x1.200	6					
3.200x1.500	6		•	•	•	
3.200x1.600	12		•	•	•	
3.200x1.600	20		•	•	•	



ESTATUARIO E01R

	mm	Satin	Silk	Pol.	U.Soft	Riv/Slate
2.600x1.200	6		•	•		
3.600x1.200	3		•			
3.600x1.200	6					
3.200x1.500	6		•	•	•	
3.200x1.600	12		•	•	•	
3.200x1.600	20		•	•	•	



ESTATUARIO E05

	mm	Satin	Silk	Pol.	U.Soft	Riv/Slate
2.600x1.200	6					
3.600x1.200	3					
3.600x1.200	6					
3.200x1.500	6		•	•	•	
3.200x1.600	12		•	•	•	
3.200x1.600	20		•	•	•	



ESTATUARIO E05R

	mm	Satin	Silk	Pol.	U.Soft	Riv/Slate
2.600x1.200	6					
3.600x1.200	3					
3.600x1.200	6					
3.200x1.500	6		•	•	•	
3.200x1.600	12		•	•	•	
3.200x1.600	20		•	•	•	



CALACATTA C01

	mm	Satin	Silk	Pol.	U.Soft	Riv/Slate
2.600x1.200	6		•	•		
3.600x1.200	3		•			
3.600x1.200	6					
3.200x1.500	6		•	•	•	
3.200x1.600	12		•	•	•	
3.200x1.600	20		•	•	•	



CALACATTA C01R

	mm	Satin	Silk	Pol.	U.Soft	Riv/Slate
2.600x1.200	6		•	•		
3.600x1.200	3		•			
3.600x1.200	6					
3.200x1.500	6		•	•	•	
3.200x1.600	12		•	•	•	
3.200x1.600	20		•	•	•	



CALACATTA GOLD CG01

	mm	Satin	Silk	Pol.	U.Soft	Riv/Slate
2.600x1.200	6					
3.600x1.200	3		•			
3.600x1.200	6					
3.200x1.500	6		•	•	•	
3.200x1.600	12		•	•	•	
3.200x1.600	20		•	•	•	



CALACATTA GOLD CG01R

	mm	Satin	Silk	Pol.	U.Soft	Riv/Slate
2.600x1.200	6					
3.600x1.200	3		•			
3.600x1.200	6					
3.200x1.500	6		•	•	•	
3.200x1.600	12		•	•	•	
3.200x1.600	20		•	•	•	



NEW

NEOL EAT
TECHNOLOGY

CALISTA

	mm	Satin	Silk	Déc. Pol.	U.Soft	Riv/Slate
2.600x1.200	6					
3.600x1.200	3					
3.200x1.500	6		•	•	•	
3.200x1.600	12		•	•	•	
	20		•	•	•	



NEW

NEOL EAT
TECHNOLOGY

CALACATTA ROYALE CR01

	mm	Satin	Silk	Déc. Pol.	U.Soft	Riv/Slate
2.600x1.200	6					
3.600x1.200	3					
3.200x1.500	6		•	•	•	
3.200x1.600	12		•	•	•	
	20		•	•	•	



NEW

NEOL EAT
TECHNOLOGY

CALACATTA ROYALE CR01R

	mm	Satin	Silk	Déc. Pol.	U.Soft	Riv/Slate
2.600x1.200	6					
3.600x1.200	3					
3.200x1.500	6		•	•	•	
3.200x1.600	12		•	•	•	
	20		•	•	•	



CALACATTA LUXE CL01

	mm	Satin	Silk	Pol.	U.Soft	Riv/Slate
2.600x1.200	6					
3.600x1.200	3					
3.200x1.500	6			•	•	
3.200x1.600	12			•	•	
	20			•	•	



CALACATTA LUXE CL01R

	mm	Satin	Silk	Pol.	U.Soft	Riv/Slate
2.600x1.200	6					
3.600x1.200	3					
3.200x1.500	6			•	•	
3.200x1.600	12			•	•	
	20			•	•	

NEOL EAT
TECHNOLOGY


New NeolEAT technology prevents growth of bacteria directly related to food hygiene.

Nueva tecnología NeolEAT previene la proliferación de bacterias relacionadas con la higiene alimentaria.

NEW


Check with your local distributor for availability of the new Neolith models. Consulta con tu distribuidor local la disponibilidad de los nuevos modelos Neolith.

THE NEW
CLASSTONE
BY NEOLITH



BLANCO CARRARA BC2

	mm	Satin	Silk	Pol.	U.Soft	Riv/Slate
2.600x1.200	6					
3.600x1.200	3		•			
3.600x1.200	6		•			
3.200x1.500	6		•			
3.200x1.500	12		•			
3.200x1.600	20					



BLANCO CARRARA BC2R

	mm	Satin	Silk	Pol.	U.Soft	Riv/Slate
2.600x1.200	6					
3.600x1.200	3		•			
3.600x1.200	6		•			
3.200x1.500	6		•			
3.200x1.500	12		•			
3.200x1.600	20					



ALEXANDRA AX01

	mm	Satin	Silk	Déc. Pol.	U.Soft	Riv/Slate
2.600x1.200	6					
3.600x1.200	3					
3.600x1.200	6					
3.200x1.500	6		•	•	•	
3.200x1.500	12		•	•	•	
3.200x1.600	20		•	•	•	



ALEXANDRA AX01R

	mm	Satin	Silk	Déc. Pol.	U.Soft	Riv/Slate
2.600x1.200	6					
3.600x1.200	3					
3.600x1.200	6					
3.200x1.500	6		•	•	•	
3.200x1.500	12		•	•	•	
3.200x1.600	20		•	•	•	



ARABESQUE AR01

	mm	Satin	Silk	Déc. Pol.	U.Soft	Riv/Slate
2.600x1.200	6					
3.600x1.200	3					
3.600x1.200	6					
3.200x1.500	6		•	•	•	
3.200x1.500	12		•	•	•	
3.200x1.600	20		•	•	•	



ARABESQUE AR01R

	mm	Satin	Silk	Déc. Pol.	U.Soft	Riv/Slate
2.600x1.200	6					
3.600x1.200	3					
3.600x1.200	6					
3.200x1.500	6		•	•	•	
3.200x1.500	12		•	•	•	
3.200x1.600	20		•	•	•	



WHITEHAVEN

	mm	Satin	Silk	Déc. Pol.	U.Soft	Riv/Slate
2.600x1.200	6					
3.600x1.200	3					
3.600x1.200	6					
3.200x1.500	6		•	•	•	
3.200x1.500	12		•	•	•	
3.200x1.600	20		•	•	•	



MONT BLANC

	mm	Satin	Silk	Pol.	U.Soft	Riv/Slate
2.600x1.200	6		•			
3.600x1.200	3		•			
3.600x1.200	6		•			
3.200x1.500	6		•			
3.200x1.500	12		•			
3.200x1.600	20		•			



ABU DHABI WHITE

	mm	Satin	Silk	Pol.	U.Soft	Riv/Slate
2.600x1.200	6					
3.600x1.200	3					
3.600x1.200	6					
3.200x1.500	6		•	•		
3.200x1.500	12		•	•		
3.200x1.600	20		•	•		



SAN SIMONE SM01

	mm	Satin	Silk	Déc. Pol.	U.Soft	Riv/Slate
2.600x1.200	6					
3.600x1.200	3					
3.600x1.200	6					
3.200x1.500	6		•	•	•	
3.200x1.500	12		•	•	•	
3.200x1.600	20		•	•	•	



SAN SIMONE SM01R

	mm	Satin	Silk	Déc. Pol.	U.Soft	Riv/Slate
2.600x1.200	6					
3.600x1.200	3					
3.600x1.200	6					
3.200x1.500	6		•	•	•	
3.200x1.500	12		•	•	•	
3.200x1.600	20		•	•	•	



COLORADO DUNES CD01

	mm	Satin	Silk	Déc. Pol.	U.Soft	Riv/Slate
2.600x1.200	6					
3.600x1.200	3					
3.600x1.200	6					
3.200x1.500	6		•	•	•	
3.200x1.500	12		•	•	•	
3.200x1.600	20		•	•	•	



COLORADO DUNES CD01R

	mm	Satin	Silk	Déc. Pol.	U.Soft	Riv/Slate
2.600x1.200	6					
3.600x1.200	3					
3.600x1.200	6					
3.200x1.500	6		•	•	•	
3.200x1.500	12		•	•	•	
3.200x1.600	20		•	•	•	



New NeolEAT technology prevents growth of bacteria directly related to food hygiene.

Nueva tecnología NeolEAT previene la proliferación de bacterias relacionadas con la higiene alimentaria.



Check with your local distributor for availability of the new Neolith models. Consulta con tu distribuidor local la disponibilidad de los nuevos modelos Neolith.



HIMALAYA CRYSTAL

	mm	Satin	Silk	Pol.	U.Soft	Riv/Slate
2.600x1.200	6					
3.600x1.200	3					
3.200x1.500	6					
3.200x1.500	6			•	•	
3.200x1.600	12			•	•	
3.200x1.600	20			•	•	



STRATA ARGENTUM

	mm	Satin	Silk	Pol.	U.Soft	Riv/Slate
2.600x1.200	6					
3.600x1.200	3					•
3.200x1.500	6					•
3.200x1.500	6					•
3.200x1.600	12					•
3.200x1.600	20					•



PULPIS

	mm	Satin	Silk	Pol.	U.Soft	Riv/Slate
2.600x1.200	6					
3.600x1.200	3		•			
3.200x1.500	6		•			
3.200x1.500	6		•			
3.200x1.600	12		•			
3.200x1.600	20		•			



AMAZONICO

	mm	Satin	Silk	Pol.	U.Soft	Riv/Slate
2.600x1.200	6					
3.600x1.200	3					
3.200x1.500	6			•		•
3.200x1.500	6			•		•
3.200x1.600	12					•
3.200x1.600	20					•



NIAGARA N01

mm	Satin	Silk	Déc. Pol.	U.Soft	Riv/Slate
2.600x1.200	6				
3.600x1.200	3				
3.200x1.500	6	•	•		
3.200x1.600	12	•	•		
	20	•	•		



NIAGARA N01R

mm	Satin	Silk	Déc. Pol.	U.Soft	Riv/Slate
2.600x1.200	6				
3.600x1.200	3				
3.200x1.500	6	•	•		
3.200x1.600	12	•	•		
	20	•	•		



NERO MARQUINA NM01

mm	Satin	Silk	Pol.	U.Soft	Riv/Slate
2.600x1.200	6				
3.600x1.200	3				
3.200x1.500	6	•	•		
3.200x1.600	12	•	•		
	20				




NERO MARQUINA NM01R

mm	Satin	Silk	Pol.	U.Soft	Riv/Slate
2.600x1.200	6				
3.600x1.200	3				
3.200x1.500	6	•	•		
3.200x1.600	12	•	•		
	20				



CALATORAO

mm	Satin	Silk	Pol.	U.Soft	Riv/Slate
2.600x1.200	6				
3.600x1.200	3	•			
3.200x1.500	6	•			
3.200x1.600	12	•			
	20	•			



LAYLA

mm	Satin	Silk	Pol.	U.Soft	Riv/Slate
2.600x1.200	6				
3.600x1.200	3				
3.200x1.500	6		•		•
3.200x1.600	12		•		•
	20		•		•



New NeolEAT technology prevents growth of bacteria directly related to food hygiene.

Nueva tecnología NeolEAT previene la proliferación de bacterias relacionadas con la higiene alimentaria.



Check with your local distributor for availability of the new Neolith models. Consulta con tu distribuidor local la disponibilidad de los nuevos modelos Neolith.



SHILIN

	mm	Satin	Silk	Pol.	U.Soft	Riv/Slate
2.600x1.200	6					
3.600x1.200	3					
3.600x1.200	6					
3.200x1.500	6					•
3.200x1.500	12					•
3.200x1.600	20					•



RETROSTONE

	mm	Satin	Silk	Pol.	U.Soft	Riv/Slate
2.600x1.200	6					
3.600x1.200	3					
3.600x1.200	6					
3.200x1.500	6		•			
3.200x1.500	12		•			
3.200x1.600	20					



ARENA

	mm	Satin	Silk	Pol.	U.Soft	Riv/Slate
2.600x1.200	6	•				
3.600x1.200	3	•				
3.600x1.200	6	•				
3.200x1.500	6	•				
3.200x1.500	12	•				
3.200x1.600	20					



BASALT BEIGE

	mm	Satin	Silk	Pol.	U.Soft	Riv/Slate
2.600x1.200	6					
3.600x1.200	3	•				
3.600x1.200	6					
3.200x1.500	6					
3.200x1.500	12					
3.200x1.600	20					



MIRAGE

	mm	Satin	Silk	Pol.	U.Soft	Riv/Slate
2.600x1.200	6					
3.600x1.200	3					
3.600x1.200	6					
3.200x1.500	6		•			
3.200x1.500	12		•			
3.200x1.600	20					




PIETRA DI OSSO

	mm	Satin	Silk	Pol.	U.Soft	Riv/Slate
2.600x1.200	6					
3.600x1.200	3		•			
3.600x1.200	6		•			
3.200x1.500	6		•			
3.200x1.500	12		•			
3.200x1.600	20		•			



PIETRA DI LUNA

	mm	Satin	Silk	Pol.	U.Soft	Riv/Slate
2.600x1.200	6		•			
3.600x1.200	3		•			
3.600x1.200	6		•			
3.200x1.500	6		•			
3.200x1.500	12		•			
3.200x1.600	20		•			



TERRAZZO CEPPO

	mm	Satin	Silk	Pol.	U.Soft	Riv/Slate
2.600x1.200	6					
3.600x1.200	3					
3.600x1.200	6					
3.200x1.500	6		•			
3.200x1.500	12		•			
3.200x1.600	20					

*Pietra di Osso in 20mm is just available in Spain
 *Pietra di Osso en 20mm está disponible sólo en España



NEW YORK-NEW YORK

	mm	Satin	Silk	Pol.	U.Soft	Riv/Slate
2.600x1.200	6					
3.600x1.200	3		•			
3.600x1.200	6					
3.200x1.500	6		•			
3.200x1.500	12		•			
3.200x1.600	20		•			



WULONG

	mm	Satin	Silk	Pol.	U.Soft	Riv/Slate
2.600x1.200	6					
3.600x1.200	3					
3.600x1.200	6					
3.200x1.500	6					•
3.200x1.500	12					•
3.200x1.600	20					•



PIETRA DI PIOMBO

	mm	Satin	Silk	Pol.	U.Soft	Riv/Slate
2.600x1.200	6					
3.600x1.200	3		•			
3.600x1.200	6					
3.200x1.500	6		•			
3.200x1.500	12		•			
3.200x1.600	20		•			



PIETRA GREY

	mm	Satin	Silk	Pol.	U.Soft	Riv/Slate
2.600x1.200	6					
3.600x1.200	3					
3.600x1.200	6					
3.200x1.500	6		•			
3.200x1.500	12		•			
3.200x1.600	20		•			




PHEDRA

	mm	Satin	Silk	Pol.	U.Soft	Riv/Slate
2.600x1.200	6	•				
3.600x1.200	3	•				
3.600x1.200	6					
3.200x1.500	6	•				
3.200x1.500	12	•				
3.200x1.600	20	•				



CEMENT

	mm	Satin	Silk	Pol.	U.Soft	Riv/Slate
2.600x1.200	6	•				
3.600x1.200	3	•				
3.600x1.200	6					
3.200x1.500	6	•				
3.200x1.500	12	•				
3.200x1.600	20	•				



BARRO

	mm	Satin	Silk	Pol.	U.Soft	Riv/Slate
2.600x1.200	6	•				
3.600x1.200	3	•				
3.600x1.200	6					
3.200x1.500	6	•				
3.200x1.500	12	•				
3.200x1.600	20	•				



New NeolEAT technology prevents growth of bacteria directly related to food hygiene.
 Nueva tecnología NeolEAT previene la proliferación de bacterias relacionadas con la higiene alimentaria.




BETON

	mm	Satin	Silk	Pol.	U.Soft	Riv/Slate
2.600x1.200	6		•			
3.600x1.200	3		•			
3.200x1.500	6		•			•
3.200x1.600	12		•			
	20		•			



ZAHA STONE

	mm	Satin	Silk	Pol.	U.Soft	Riv/Slate
2.600x1.200	6		•			
3.600x1.200	3		•			
3.200x1.500	6		•			
3.200x1.600	12		•			
	20		•			



MAR DEL PLATA

	mm	Satin	Silk	Pol.	U.Soft	Riv/Slate
2.600x1.200	6					
3.600x1.200	3					
3.200x1.500	6					•
3.200x1.600	12					•
	20					



LAVA

	mm	Satin	Silk	Pol.	U.Soft	Riv/Slate
2.600x1.200	6					
3.600x1.200	3	•				
3.200x1.500	6	•				
3.200x1.600	12					
	20					



BASALT GREY

	mm	Satin	Silk	Pol.	U.Soft	Riv/Slate
2.600x1.200	6	•				
3.600x1.200	3	•				
3.200x1.500	6	•				
3.200x1.600	12	•				
	20	•				



ASPEN GREY

	mm	Satin	Silk	Pol.	U.Soft	Riv/Slate
2.600x1.200	6					
3.600x1.200	3		•			
3.600x1.200	6					
3.200x1.500	6		•			
3.200x1.500	12		•			
3.200x1.600	20		•			




KRATER

	mm	Satin	Silk	Pol.	U.Soft	Riv/Slate
2.600x1.200	6					
3.600x1.200	3					
3.600x1.200	6					
3.200x1.500	6					•
3.200x1.500	12					•
3.200x1.600	20					




PIERRE BLEUE

	mm	Satin	Silk	Pol.	U.Soft	Riv/Slate
2.600x1.200	6					
3.600x1.200	3					
3.600x1.200	6					
3.200x1.500	6		•			
3.200x1.500	12					
3.200x1.600	20					



NERO ZIMBABWE

	mm	Satin	Silk	Pol.	U.Soft	Riv/Slate
2.600x1.200	6					•
3.600x1.200	3					•
3.600x1.200	6					•
3.200x1.500	6					•
3.200x1.500	12					•
3.200x1.600	20					•



BASALT BLACK

	mm	Satin	Silk	Pol.	U.Soft	Riv/Slate
2.600x1.200	6	•				
3.600x1.200	3	•				
3.600x1.200	6	•				
3.200x1.500	6	•				
3.200x1.500	12	•				
3.200x1.600	20	•				




New formulation with up to 98% recycled material in the composition of Basalt Black
 Nueva formulación con hasta un 98% de material reciclado en la composición de Basalt Black




ARCTIC WHITE

	mm	Satin	Silk	Pol.	U.Soft	Riv/Slate
2.600x1.200	6		•			
3.600x1.200	3	•				
3.600x1.200	6	•				
3.200x1.500	6	•	•	•		
3.200x1.500	12	•	•	•		
3.200x1.600	20	•	•	•		




JUST WHITE

	mm	Satin	Silk	Pol.	U.Soft	Riv/Slate
2.600x1.200	6					
3.600x1.200	3		•			
3.600x1.200	6		•			
3.200x1.500	6					
3.200x1.500	12		•			
3.200x1.600	20		•			




NIEVE

	mm	Satin	Silk	Pol.	U.Soft	Riv/Slate
2.600x1.200	6		•			
3.600x1.200	3	•				
3.600x1.200	6	•				
3.200x1.500	6	•	•			
3.200x1.500	12	•	•			
3.200x1.600	20	•	•			



AVORIO

	mm	Satin	Silk	Pol.	U.Soft	Riv/Slate
2.600x1.200	6					
3.600x1.200	3	•				
3.600x1.200	6	•				
3.200x1.500	6					
3.200x1.500	12	•				
3.200x1.600	20	•				



PERLA

	mm	Satin	Silk	Pol.	U.Soft	Riv/Slate
2.600x1.200	6					
3.600x1.200	3	•				
3.600x1.200	6	•				
3.200x1.500	6					
3.200x1.500	12					
3.200x1.600	20					



HUMO

	mm	Satin	Silk	Pol.	U.Soft	Riv/Slate
2.600x1.200	6					
3.600x1.200	3	•				
3.600x1.200	6					
3.200x1.500	6					
3.200x1.500	12					
3.200x1.600	20					



NERO

	mm	Satin	Silk	Pol.	U.Soft	Riv/Slate
2.600x1.200	6	•				
3.600x1.200	3	•				
3.600x1.200	6	•				
3.200x1.500	6	•				
3.200x1.500	12	•				
3.200x1.600	20	•				

All Colorfeel models available in Polished finish are Nanotech Polished
Todos los modelos Colorfeel disponibles en acabado pulido son Nanotech Polished.



IRON COPPER

	mm	Satin	Silk	Pol.	U.Soft	Riv/Slate
2.600x1.200	6	•				
3.600x1.200	3	•				
3.600x1.200	6					
3.200x1.500	6	•				
3.200x1.500	12	•				
3.200x1.600	20					



IRON CORTEN

	mm	Satin	Silk	Pol.	U.Soft	Riv/Slate
2.600x1.200	6	•				
3.600x1.200	3	•				
3.600x1.200	6	•				
3.200x1.500	6	•				
3.200x1.500	12	•				
3.200x1.600	20	•				



IRON MOSS

	mm	Satin	Silk	Pol.	U.Soft	Riv/Slate
2.600x1.200	6	•				
3.600x1.200	3	•				
3.600x1.200	6					
3.200x1.500	6	•				
3.200x1.500	12	•				
3.200x1.600	20	•				



IRON GREY

	mm	Satin	Silk	Pol.	U.Soft	Riv/Slate
2.600x1.200	6	•				
3.600x1.200	3	•				
3.600x1.200	6					
3.200x1.500	6	•				
3.200x1.500	12	•				
3.200x1.600	20	•				



IRON FROST

	mm	Satin	Silk	Pol.	U.Soft	Riv/Slate
2.600x1.200	6					
3.600x1.200	3	•				
3.600x1.200	6					
3.200x1.500	6	•				
3.200x1.500	12	•				
3.200x1.600	20					



LA BOHÈME B01*

	mm	Satin	Silk	Pol.	U.Soft	Riv/Slate
2.600x1.200	6					
3.600x1.200	3					
	6					
3.200x1.500	6	•				
	12	•				
	20					



SUMMER DALA

	mm	Satin	Silk	Pol.	U.Soft	Riv/Slate
2.600x1.200	6					
3.600x1.200	3					
	6					
3.200x1.500	6		•			
	12		•			
	20					



WINTER DALA

	mm	Satin	Silk	Pol.	U.Soft	Riv/Slate
2.600x1.200	6					
3.600x1.200	3					
	6					
3.200x1.500	6		•			
	12		•			
	20					

* La Bohème Special Finish
* Acabado especial La Bohème



SOFIA CUPRUM 2021

	mm	Satin	Silk	Pol.	U.Soft	Riv/Slate
2.600x1.200	6					
3.600x1.200	3					
	6					
3.200x1.500	6		•			
	12		•			
3.200x1.600	20		•			



METROPOLITAN

	mm	Satin	Silk	Pol.	U.Soft	Riv/Slate
2.600x1.200	6					
3.600x1.200	3					
	6					
3.200x1.500	6		•			
	12		•			
3.200x1.600	20		•			

Sofia Cuprum 2021 & Metropolitan
available in Steel Touch Finish

*Sofia Cuprum 2021 y Metropolitan
disponibles en acabado Steel
Touch*



NEOL EAT
TECHNOLOGY

New NeolEAT technology prevents growth of bacteria directly related to food hygiene.
Nueva tecnología NeolEAT previene la proliferación de bacterias relacionadas con la higiene alimentaria.

More information about NeolEAT Technology.
Más información sobre la Tecnología NeolEAT.



90R

New formulation with up to 90% recycled material in the composition of Neolith slabs
Nueva formulación con hasta un 90% de material reciclado en la composición de las tablas de Neolith

More information about 90R Technology.
Más información sobre la Tecnología 90R.

Bookmatch & Endmatch

Some Neolith models have the possibility of being presented with a Bookmatched effect (mirror effect) the same way the natural marble can be directly extracted from the quarries. For each model there exists a Reverse option (referred to with an "R") which enables to create bookmatched options.

The Endmatch is a very special feature that the design of the Calacatta, Calacatta Gold, Blanco Carrara and Nero Marquina own. Using the same slab just turning it 180°, it's possible to obtain continuing vein with endless pattern.

Algunos modelos Neolith permiten la posibilidad de presentarse con efecto Bookmatch (efecto espejo) de la misma forma que el mármol natural es directamente extraído de una cantera. Para cada modelo se ha creado una versión reversa (marcada con "R") para presentar efectos Bookmatched.

El Endmatch es una característica muy especial que tienen los diseños de los modelos Calacatta, Calacatta Gold, Blanco Carrara y Nero Marquina. Usando la misma tabla, sólo girándola 180°, puede obtenerse un patrón de vena continua sin fin.

ESTUARIO E01 BOOKMATCH



Estuario E01



Estuario E01R



Estuario E01



Estuario E01R



Estuario E01

ESTUARIO E05 BOOKMATCH



Estuario E05



Estuario E05R



Estuario E05



Estuario E05R



Estuario E05

CALACATTA ROYALE BOOKMATCH



Calacatta Royale CR01



Calacatta Royale CR01R



Calacatta Royale CR01



Calacatta Royale CR01R



Calacatta Royale CR01

CALACATTA GOLD BOOKMATCH



Calacatta Gold CG01



Calacatta Gold CG01R



Calacatta Gold CG01



Calacatta Gold CG01R



Calacatta Gold CG01

CALACATTA LUXE BOOKMATCH



Calacatta Luxe CL01



Calacatta Luxe CL01R



Calacatta Luxe CL01




Calacatta Luxe CL01R




Calacatta Luxe CL01


BLANCO CARRARA BOOKMATCH




Blanco Carrara BC02




Blanco Carrara BC02R



Blanco Carrara BC02



Blanco Carrara BC02R




Blanco Carrara BC02


BLANCO CARRARA BC02 ENDMATCH




Blanco Carrara BC02




Blanco Carrara BC02



Blanco Carrara BC02



Blanco Carrara BC02



Blanco Carrara BC02

ALEXANDRA BOOKMATCH



Alexandra AX01



Alexandra AX01R



Alexandra AX01



Alexandra AX01R



Alexandra AX01

CALACATTA BOOKMATCH



Calacatta C01R



Calacatta C01



Calacatta C01R



Calacatta C01



Calacatta C01R

CALACATTA ENDMATCH



Calacatta C01



Calacatta C01



Calacatta C01



Calacatta C01



Calacatta C01

CALACATTA GOLD ENDMATCH



Calacatta Gold CG01



Calacatta Gold CG01



Calacatta Gold CG01



Calacatta Gold CG01



Calacatta Gold CG01

ARABESQUE BOOKMATCH



Arabesque AR01



Arabesque AR01R



Arabesque AR01

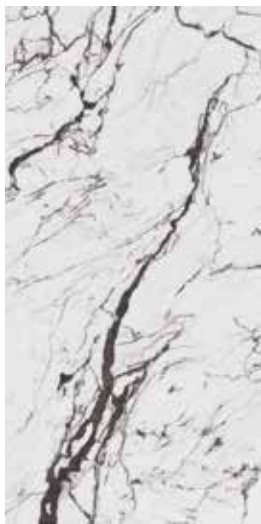


Arabesque AR01R



Arabesque AR01

SAN SIMONE BOOKMATCH



San Simone SM01



San Simone SM01R



San Simone SM01



San Simone SM01R



San Simone SM01

COLORADO DUNES BOOKMATCH



Colorado Dunes CD01



Colorado Dunes CD01R



Colorado Dunes CD01



Colorado Dunes CD01R



Colorado Dunes CD01

NIAGARA BOOKMATCH



Niagara NG01



Niagara NG01R



Niagara NG01



Niagara NG01R



Niagara NG01

NERO MARQUINA BOOKMATCH



Nero Marquina NM01



Nero Marquina NM01R



Nero Marquina NM01



Nero Marquina NM01R



Nero Marquina NM01

NERO MARQUINA ENDMATCH



Nero Marquina NM01



Nero Marquina NM01



Nero Marquina NM01



Nero Marquina NM01



Nero Marquina NM01

Design variants in 6mm

Variantes de diseño en 6mm


To avoid the repetition of design in some Neolith models of 6 mm thickness, variants have been created which will be sent in a random manner once these colors are ordered, without the possibility of choosing the specific design.

Para evitar la repetición de diseño en algunos modelos Neolith de 6 mm de espesor, se han creado variantes que se enviarán de forma aleatoria, en los pedidos de estos colores, sin la posibilidad de elegir el diseño.

ABU DHABI WHITE




HIMALAYA CRYSTAL



MONT BLANC



SHILIN



RETROSTONE



STRATA ARGENTUM



SUMMER DALA



MIRAGE



WINTER DALA




NEW YORK - NEW YORK




BETON



ZAHA STONE



MAR DEL PLATA




ASPEN GREY



WULONG



AMAZONICO



KRATER





@fatimacanto's Residence, Madrid (Spain)
Furniture: Summer Dala
Designed by: La Mirateca




LAYLA



CALATORAO



PULPIS



METROPOLITAN



SOFIA CUPRUM 2021



Models only available for projects

Modelos solo disponibles para proyectos

Starting from 4.000 m² (43.000 sqft) for 3 & 6 mm and 3.000 m² (32.300 sqft) for 12 mm and 2.000 m² (21.500 sqft) for 20 mm thickness, Neolith offers a series of different models to choose for large scale projects.

Ask your nearest distributor for more information.

A partir de 4.000 m² para 3 y 6 mm y 3.000 m² para 12 mm y 2.000 m² para 20 mm de espesor, Neolith tiene disponibles una serie de modelos distintos para elegir para grandes proyectos.

Consulta a tu distribuidor para más información.



ESTATUARIO E02 / E02R



ESTATUARIO E03 / E03R



ESTATUARIO E04 / E04R



ESTATUARIO E06 / E06R



ARABESCATO AC01



ARABESCATO AC01R



TEXTIL WHITE



MARFIL



ESTUARIO E07 / E07R



ESTUARIO E08 / E08R



BLANCO CARRARA BC01/R



ONYX 001/001R
ONYX TRANSLUCENT 8MM

Models only available for projects

Modelos solo disponibles para proyectos



VALANGES



LIGHT TRAVERTINO



TRAVERTINO NAVONA



TRAVERTINO CLÁSICO



TAJ MAHAL



JURA STONE



CONCRETE TAUPE



STRATA ARGENTUM 7006



TIMBER ICE



TIMBER ASH



TIMBER OAK



TIMBER NIGHT



SCANDINAVIA



LA BOHÈME B02



TIMBER ARANCIO



TEXTIL BLACK

Models only available for projects

Modelos solo disponibles para proyectos



PIETRA SERENA




BASALT ASH




MOONLIGHT



PIACENTINA



VENICE MIDNIGHT



MAGMA



BELGIAN BLUE



IRON SILVER



IRON GREEN



IRON BLUE



IRON ASH



STEEL MARENGO



*NERO MARQUINA
PENCIL VEIN & R*




SOFIA CUPRUM GREY

Models only available for projects

Modelos solo disponibles para proyectos



AMARILLO LEGENDA




ARANCIO




ROJO QATAR



LUNA



MOKA




BOMBÓN



CHOCOLATE



MELA



VERDE LEGENDA



COBALTO

Custom-Made Colors

Starting from 4.000 sqm (43.000 sqft) Neolith can develop and create from scratch custom-made colors that meet most demanding architectural requests. Ask your nearest distributor to find out more.

A partir de 4.000 m2 Neolith puede desarrollar y crear desde cero modelos personalizados que cumplan con las más exigentes demandas del mundo de la arquitectura e interiorismo. Consulta a tu distribuidor más cercano para saber más.





Enigma, Barcelona (Spain)

*Flooring, Islands, Wall Cladding and Air
Extractors: Neolith Customized Model*

*Designed by: RCR Arquitectes & Pau Llimona
Fabricated by: Marbres Rodón
Image: Dámaso Pérez-Fototec*

NEOLITH
touch.feel.live

RESPONSIBLE TEAM /
EQUIPO RESPONSABLE
Neolith Branding Team

DESIGN /
DISEÑO
Neolith Team

PRINTS /
IMPRIME
Impressa. Artes Gráficas